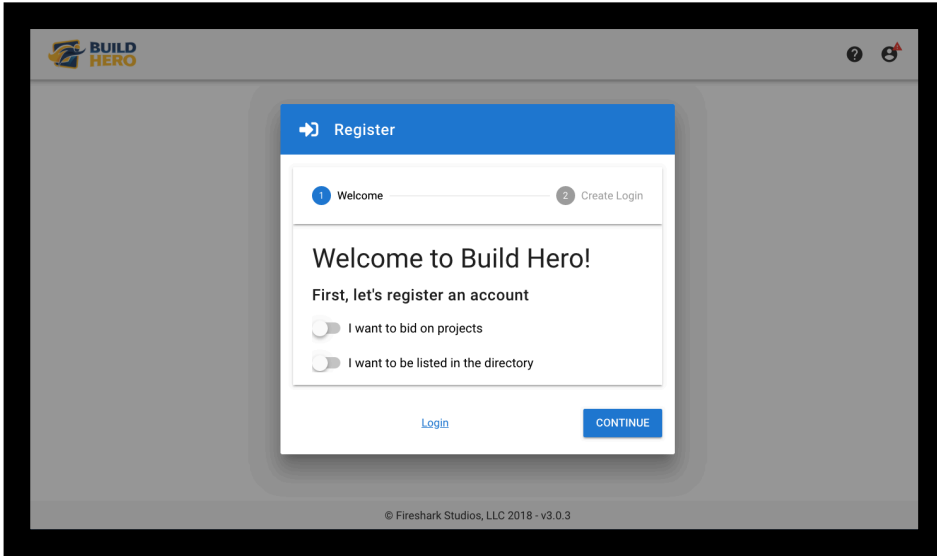


Registering Your Account:



Step 1:

When registering a new account with Build Hero you will be prompted to turn on the following items.

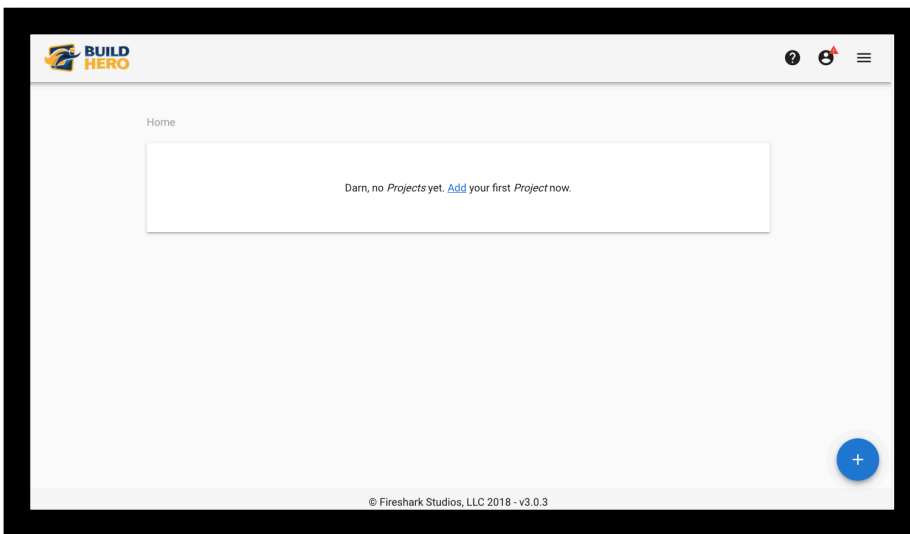
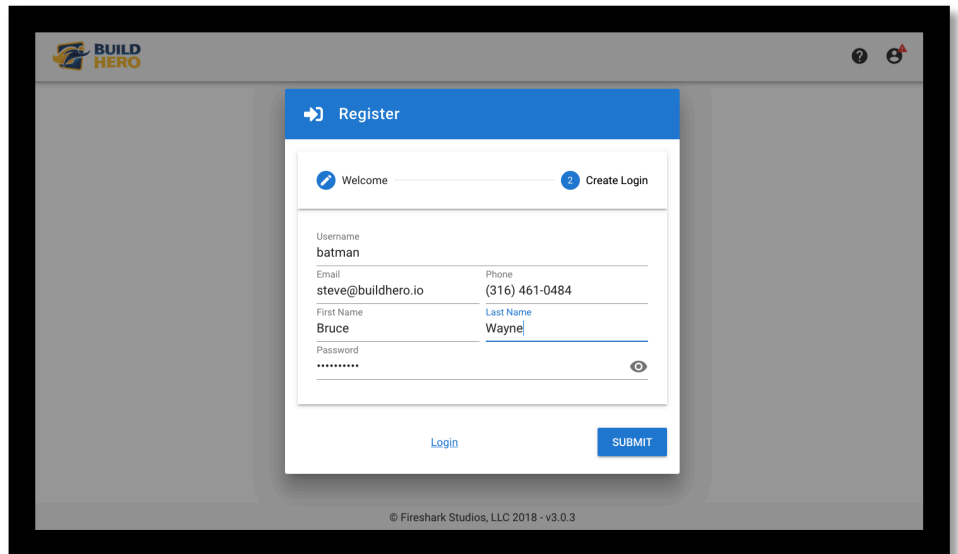
- I want to bid on projects.
- I want to be listed in the directory.

*Take note you do not need to turn on either feature. If you are a contractor or supplier you should turn these features on. Customers do not need these features turned on.

Step 2:

Complete the following fields to finish registering an account with Build Hero and click submit.

- **Username** – This item is case sensitive and will not allow for blank spaces.
- **Email**
- **Phone Number**
- **First & Last Name**
- **Password** – This item is case sensitive and will not allow for blank spaces. Clicking the eye will display your password.



Registration Complete:

After all registration information is keyed in and the submit button is clicked, you will be on the **“homepage”** of Build Hero.